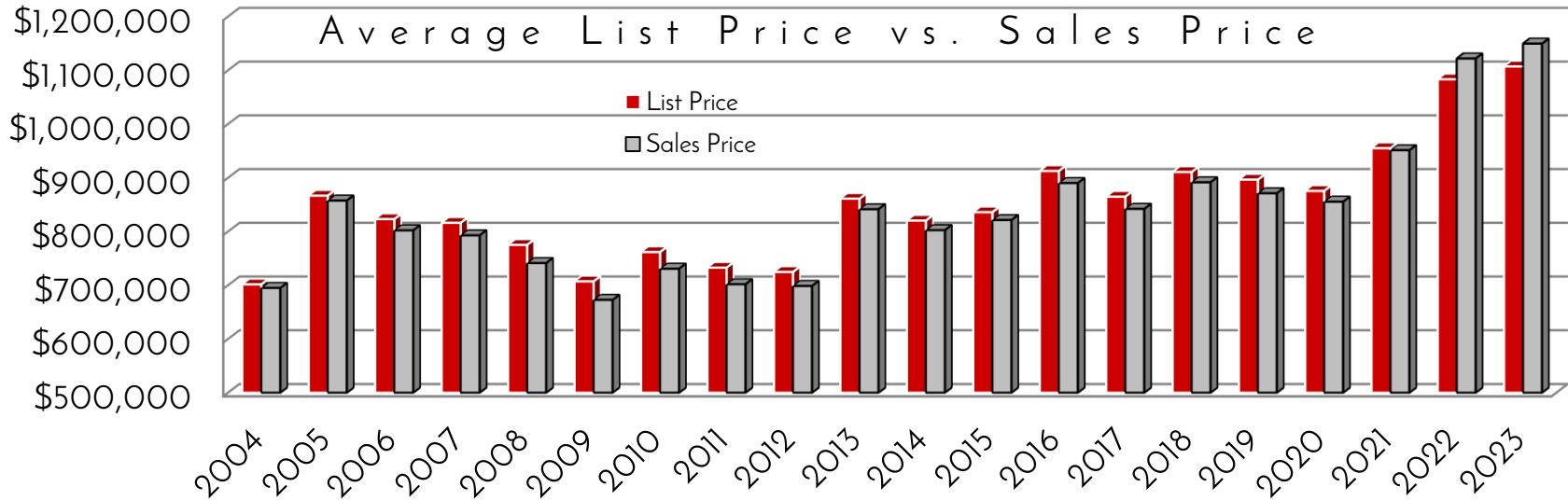
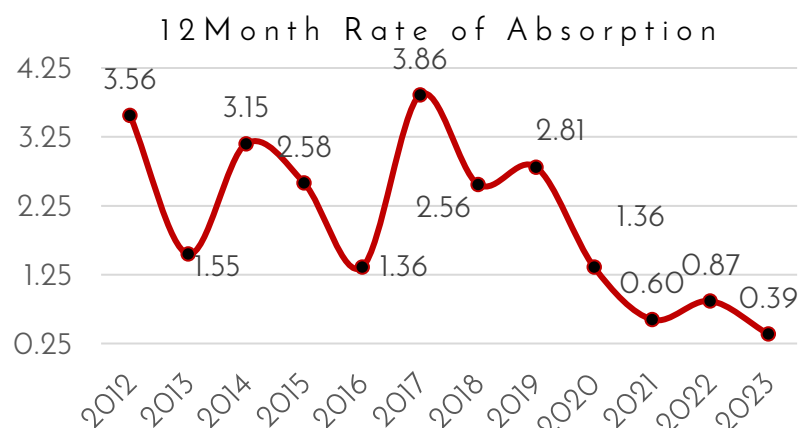
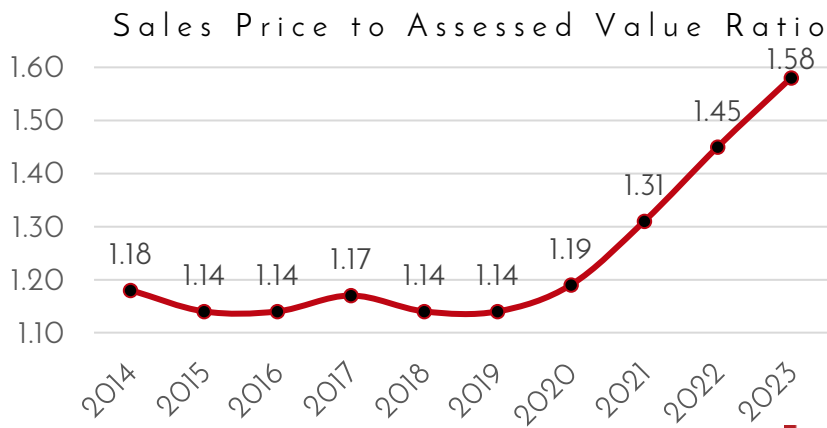


Madison Yearly Market Trends



	2004	2005	2006	2007	2008	2009	2010	2011	2012	2013	2014	2015	2016	2017	2018	2019	2020	2021	2022	2023
LP	\$701,747	\$866,516	\$822,890	\$816,037	\$774,941	\$707,123	\$761,644	\$732,567	\$724,564	\$860,863	\$820,102	\$835,729	\$912,479	\$864,546	\$910,541	\$896,369	\$875,393	\$954,928	\$1,083,105	\$1,107,006
SP	\$694,880	\$857,456	\$802,082	\$792,732	\$741,113	\$672,659	\$730,674	\$701,750	\$698,551	\$841,302	\$802,362	\$821,132	\$890,034	\$842,027	\$891,465	\$871,010	\$855,355	\$951,100	\$1,121,801	\$1,149,429



Madison Yearly Market Trends

